



Methamphetamine

SUE DEMPSEY, MS

Amp	Billy (England)	Choad	Dirt	Glass	Jasmine
blue belly	Bitch	Chunkylove	Dirty	Go	Jenny Crank
crank	Biznack	Clavo	Dizzy D	Go Fast	Jetfuel
crystal	Blanco	Clean out the	Dizzle	Go-ey	Jib
la glass	Bling	chimney (New	Dizzo	Go-Go	Jib Nugget
speed	Blizzard	Zealand)	D-Monic Or D	Go-Go Juice	Jibb Tech Warrior
white cross	Blue Acid	Coco	Do Da	Gonzales	Jinga
white crunch	Blue Funk, Bomb	Coffee	Doody	Goop	Juddha
20/20)	Booger	Cookies	Doo-My-Lau	Got Anything	Juice
222	Boorit-Cebuano	Cotton Candy	Dope	Grit	Junk
417	(Philippines)	CR	Drano	Gumption	Kibble
Agua	Boo-Yah!	Crack Whore	Dummy Dust	Gyp	Killer
Albino Poo	Bottles (New	Crank	Dunk	Hawaiian Salt	KoolAID
Alffy	Zealand)	Crankster Gansters	Dyno	Hank	Kryptonite
All Tweekend Long	Brian Ed	Creek Rock	Epimethrine	High Speed Chicken	Lamer
Anny	Buff Stick	Cri,Cri	Epod	Feed	Laundry Detergent
Anything Going On	Bugger Sugar	Criddle	Eraser Dust	High Riders (New	Lemon Drop
the Attenborough	Buggs	Cringe	Ethyl-M	Zealand)	Life
(London)	Bumps	Crittty	Evil Yellow	Highthen	Lily
Artie	Buzzard Dust	Crizzy	Fatch	Hillbilly Crack	Linda
Bache Knock	Caca	Crothch Dope	Fedrin	Hippy Crack	Livin the Dream
Bache Rock	Candy	Crow	Fil-Layed	Holy Smoke (Hong	(Canada)
Bag Chasers	Cankinstien	Crunk	Fire	Kong)	Lost Weekend
Baggers	CC	Crypto	Fizz Wizz	Homework	Love
Barney Dope	Chach	Crysnax (LA area)	G	Honk the BoBo	Low
Batak (Philippines)	ChaChaCha	Crystal Meth	G-unit	Hoo	Lucille
Bato	Chalk	Crystalight	Gab	Horse Mumpy	M Man
Bato-(Philippines)	Chalk Dust	Cube	Gackle-a Fackle-a	Hydro	Magic
Batu Kilat	Chank	Debbie, Tina, And	Gagger	Hypes	Meth
(Malaysia)	Cheebah	Crissy	Gak	Ibski	Meth Monsters
Batu or Batunas	Cheese	Desoxyn (drug	Gas	Ice	Methaine
(Hawaii)	Chicken Flippin	name for meth at	Gear Or Get	Ice Cream	Methandfriend
Batuwhore	Chikin or Chicken	the pharmacy)	Geared Up	Icee	Methandfriendsof
Beegokes	Chingadera	Devil Dust	Gemini	Ish	mine
Bianca	Chittle	Devils Dandruff	George	Izice	Methanfelony
Bikerdope	Chizel	Devils Drug	Gina	Jab	Methatrim
	Chiznad	Dingles			

Methmoood	Quartz	Shiznack, Shiznac,	Sprizzlefracked	Tweak
Method	Q'd	Sciznac or	Sprung	Tweedle Doo
Moon Juice	Quick (Canada)	Shiznastica	Spun Ducky Woo	Tweek
Motivation in a bag	Quill	Shiznittlebang	Squawk	Tweezwasabi
Cleve	Rachet Jaw	Shiznit	Stallar	Twistaflexin
Nazi Dope	Rails	Shiznitty	Sto-Pid	Twiz
Ned	Rails	Shizzo	Styels	Twizacked
Newday	Rank	Shnizzie Snort	Sugar	Ugly Dust
Night Train	Redneck Heroin	Shwack	Suger	Vanilla
No Doze	Richie Rich	Skeech	Sweetness	Pheromones
Nose Candy	Rip	Sketch	Swerve	Wake
On A Good One (New Zealand)	Rock	Ski	Syabu ("shabu" - SE Asia)	Way
Patsie	Rock	Skitz	Ta'doww	We
Peaking	Rocket Fuel	Sky Rocks	Talkie	Whacked
Peanut Butter	Rocky Mountain	Sliggers	Tasmanian Devil	White Bitch
Peel Dope	High	smack	Tenner	White Ink
Phazers	Rosebud	Smiley Smile	The New Prozac	White Junk
Phets	Rudy's	Smurf Dope	The White House	White Lady
Philopon (East Asia)	Rumdumb	Smzl	Tical	White Pony
Pieta	Running Pizo	Snaps	TIK (South Africa)	White
Pink	Sack	Sniff	T. D. - for - Tink	Whip (Australia)
Poison	Sam's Sniff	Snow, Motivation	Dust	Who-Ha
Pookie	Sarahs	Space Food	Talkie	Work
Poop	Satan Dust	Spaceman	Time	Wigg
Poop'd Out	Scante	Spagack	Tina Or Teena	Xaing
Poor Man's	Scap	Sparacked	Tish - Shit	Yaaba (Thailand)
Cocaine (Philippines)	Schlep Rock	Sparked	Backwards	YAMA (Bangkok)
Pootananny	Scooby Snax	Sparkle	Tobats	Yammer Bammer
Powder	Scud	Speed Racer	Toots	Yank
Powder Monkeys	Scwadge	Spin, Spin, Spin	Torqued	Yankee
Powder Point	Shab	Spinack	Trippin Trip	Yay
Project Propellant	Sha-Bang	Spindarella	Truck Stop Special	Yead Out
Puddle	Shabs Shabu	Spinney Boo	Tubbytoast	Yellow Barn
Pump	Shamers	Spinning	Tutu (Hawaii)	Zingin
Quarter Tee Bag	Shards	Spishak	Twack	Zip
	Shit	Spook	Twacked Out	Zoiks
	Shia	Sprack		Zoom

History



- *Ephedra* - a shrub that has been used for many years in China, Pakistan, India, and the Americas, to make tea that helps to open airways and treat asthma and congestion.
- In 1919 a Japanese chemist synthesizes amphetamine.
- World War II - the Japanese and Germans used the drug to keep tank drivers awake and increase workers' productivity.
- Nazi leaders distributed millions of doses of methamphetamine in tablets to their infantry, sailors and airmen. The Japanese are reported to have given meth to their Kamikaze pilots.
- After World War II, amphetamine was manufactured, sold and prescribed in the United States and much of the world.

History

- Late 1950s and early 1960s - It was becoming harder for the medical community to ignore a growing number of individuals “hooked” on Benzedrine and Dexedrine (amphetamines).
- 1960s -1970s - Amphetamine, popularly known as speed or uppers, becomes known as a drug used by athletes, college students, motorcycle gangs and truck drivers.
- 1980 *Crystal Meth* - The cooks making the drug for West Coast motorcycle gangs discover that ephedrine, an ingredient found in over-the-counter cold remedies, produces methamphetamine, better known as crystal meth, with twice the potency.
- From a chemical perspective, methamphetamine is amphetamine with a methyl group. It's pretty much like a high-octane gasoline versus a low-octane gasoline.

History

- 1980s - Enter the Cartels, Mexican drug runners begin supplying ephedrine to the biker gangs' cooks. Within a few years, Jesus and Luis Amezcua (Mexican cocaine traffickers) become top meth dealers.
- Home meth labs also begin spreading throughout the West Coast where cooks make the drug from household products such as paint thinner, acetone, and battery acid.
- 1986 The DEA authors legislation requiring chemical companies to keep sales and import records for diet pills & cold medicines (which contain ephedrine and pseudoephedrine).
- Late 1980s - The pharmaceutical industry mounts a strong lobby against the proposed regulation.

History

- 1988 - The pharmaceutical industry and the DEA agree on a law that exempts ephedrine & pseudoephedrine from regulation but importers of raw powders will have to keep records of purchases and sales. Sellers of finished pills will not.
- Early 1990s - Meth Explodes (literally & figuratively). Meth cooks switch to using pills, ephedrine/pseudoephedrine in this form remain completely unregulated.
- 1990s Super Labs - The Mexican Amezcua cartel begins buying bulk ephedrine powder from factories in Germany, Czech Republic, China, and India (also where the American pharmaceutical industry buys their supply for making cold medicines).

History



- Meth's purity doubles, and a flood of meth spreads eastward from the West Coast. The number of people entering rehab for meth skyrockets.
- The head of the Fresno Meth Task Force, starts seeing large meth labs in California's Central Valley and it's found that 4 of every 5 buys of meth consumed in the U.S. come from these industrial-scale labs.
- *"The Amezcua brothers turned small mom-and-pop backyard operations into an industrial-scale production line. The Super Lab is capable of producing 1,500 times what an ordinary user can make for himself." The Oregonian*

History



- 1994, a U.S. customs agent inadvertently discovers 3.4 metric tons of ephedrine on a plane traveling from Switzerland to Mexico. The powder comes from a factory in India, and the Amezcua cartel source is exposed.
- The DEA learns that during one 18-month period, the Amezcua brothers smuggled 170 tons of ephedrine into the U.S., enough for 2 billion hits of meth.
- The U.S. asks foreign manufacturers to cease ephedrine exports to the cartel. The chemical becomes more scarce, and meth's purity on America's streets starts to plunge.
- 1995, meth cooks switch to using the unregulated pseudoephedrine pills. The pills need to be broken down to remove the key ingredient. The cooks add flammable chemicals to the process, making their already toxic labs more susceptible to explosion.

History



“Smurfing”

- 1996, after the DEA and the pharmaceutical industry reach a compromise, Congress passes a law regulating pseudoephedrine sales. However, the law exempts cold remedies sold in foil "blister packs," which are considered harder for meth cooks to open in volume.
- Within three years, blister packs of pseudoephedrine were found in 47% of seized meth labs.
- *“Essentially the decision was made to give everyone a year to adjust to the new controls. That gave the traffickers a year to adjust, and that's just what they did.”* Gene Haislip, DEA Office of Diversion Control

History



- 1997, The DEA is swamped by thousands of bogus companies applying for licenses and, short on staff, it begins issuing temporary permits. Before long, companies licensed by the government are making millions selling pseudoephedrine to the super labs.
- 1998, Mexican authorities arraign Jesus and Luis Amezcua on charges of money laundering and racketeering. At the time, the DEA estimates they control 80% of the American methamphetamine market.
- The DEA has also found evidence that several other major Mexican cartels are now trafficking meth.

History



- 2000 - the DEA discovers traffickers are getting pseudoephedrine from bogus companies in Canada, where it is unregulated. Over a period of four years, Canada's bulk pseudoephedrine imports for the manufacture of cold pills quadruple.
- 2003, Canada successfully curbs imports of pseudoephedrine to U.S. meth labs by adopting a licensing system similar to the one in the U.S.
- *"The Royal Canadian Mounted Police would pursue loads of pseudoephedrine from Ontario, follow it to the border at Detroit and hand off the surveillance to the DEA, which would pick it up and follow it all the way across the country to California and then shut the labs down."* The Oregonian.

History



- 2004, The number of super labs in California drops, but more labs open in Mexico.
- Mexico legally imports 224 tons of pseudoephedrine, twice as much as they need to make cold medicine. The extra 100 tons is cooked into meth, then smuggled across the border into the U.S.
- April 2004, Oklahoma becomes the first state to pass a law limiting sales of pseudoephedrine to pharmacies and requiring retailers to sell pseudoephedrine products from behind the counter and ask purchasers to show I.D. and sign a register.
- 2005, more than 35 states have passed legislation restricting sales of pseudoephedrine in some way, either by placing limits on the amounts purchased, requiring that the drug be sold within a certain distance from the register, requiring customers to request the item from behind the counter or from a locked case, or requiring them to sign a registry.

History



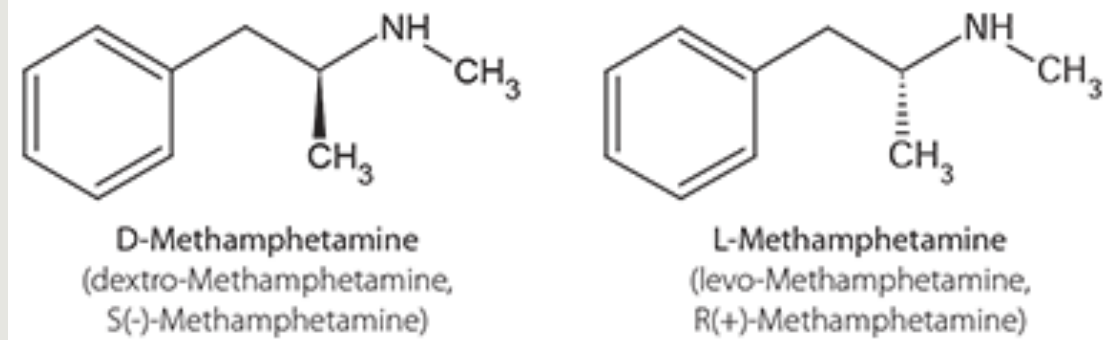
- Congress passed the *Combat Methamphetamine Epidemic Act of 2005*, mandating that pseudoephedrine be put under lock and key in stores nationwide and that buyers register at the store counter. It will also toughen penalties against traffickers and enhance the government's authority to stem the flow of precursor chemicals from foreign manufacturers.
- 2005 - Mexico will also allow only licensed pharmacies with full-time pharmacists to sell medicines containing pseudoephedrine, reducing the number of retail outlets selling the drug from 51,000 to 17,000.
- 2006, The U.N. World Drug Report calls meth “*the most abused hard drug on earth*”, and the world's 26 million meth addicts equals the combined number for cocaine and heroin users. Globally, the highest concentration of addicts are in East and Southeast Asia (Thailand, Laos, Cambodia, Vietnam, etc.)

History

- 2009, Mexico bans importation of pseudoephedrine all together. With the Mexican cartels unable to get their hands on pseudoephedrine, the potency of the meth being smuggled into the U.S. plunges.
- Unlike before, when super labs made 100 pounds or more in one reaction, meth production moves to smaller labs across multiple locations so that if one is taken down there is less at stake.
- 2010, Mississippi becomes the second state after Oregon to make pseudoephedrine products prescription only. A few months after enforcing the law, officials see a sharp drop in meth lab seizures and meth-related crime.



Cooking Methods



- **Red Phosphorus, Ephedrine/Pseudoephedrine Reduction, or “Mexican” Method.** High quality and high quantity (pounds) of *d*-methamphetamine.

Hydriodic acid/red phosphorus. The principal chemicals are E or P, hydrodic acid, and red phosphorus (mostly associated with Mexican labs).

Iodine/red phosphorus. The principal chemicals are E or P, iodine, and red phosphorus. The required hydriodic acid in this variation is produced by the reaction of iodine in water with red phosphorus.

Iodine/hypophosphorous acid or “Hypo” Method – The principal chemicals are E or P, iodine, and hypophosphorous acid. The required hydriodic acid is produced by the reaction of iodine in water with hypophosphorous acid, which is more prone than the red phosphorus methods to cause a fire and deadly phosphine gas.

Cooking Methods

- **Birch or “Nazi” Method** – High quality, low quantity (ounces) of d-methamphetamine.

Birch. The principal chemicals are E or P, anhydrous ammonia, and sodium (Red Devil drain cleaner) or lithium metal. The method typically used in smaller labs.

- **Phenyl-2-propanone “P2P”** - This method yields lower quality *dl*-methamphetamine and traditionally was associated with outlaw motorcycle gangs (OMGs).

P2P. The principal chemicals are phenyl-2-propanone, aluminum, methylamine, and mercuric acid.

Cooking Methods

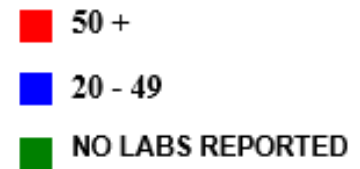
- **Cold Cook or “Shake n’ Bake” Method** – High quality, low quantity.

Shake n’ Bake. Ephedrine, iodine, and red phosphorus are mixed in a plastic container, and meth oil precipitates into another plastic container through a connecting tube. The oil is heated, typically by sunlight or by burying the containers in hot sand, to produce small quantities of highly pure d-meth.

NEBRASKA 2006

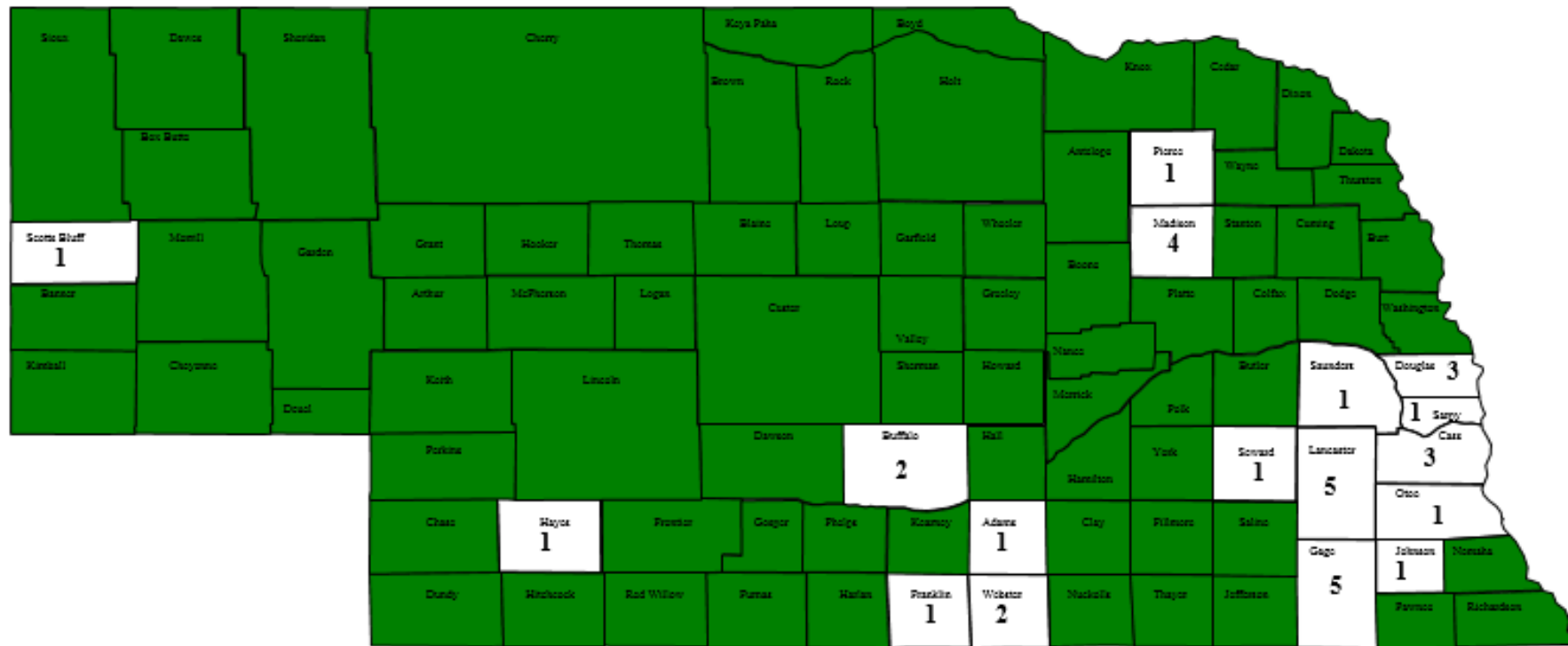
Clandestine Laboratories Reported to EPIC

Includes All type laboratories, Glassware/Equipment and Dumpsites



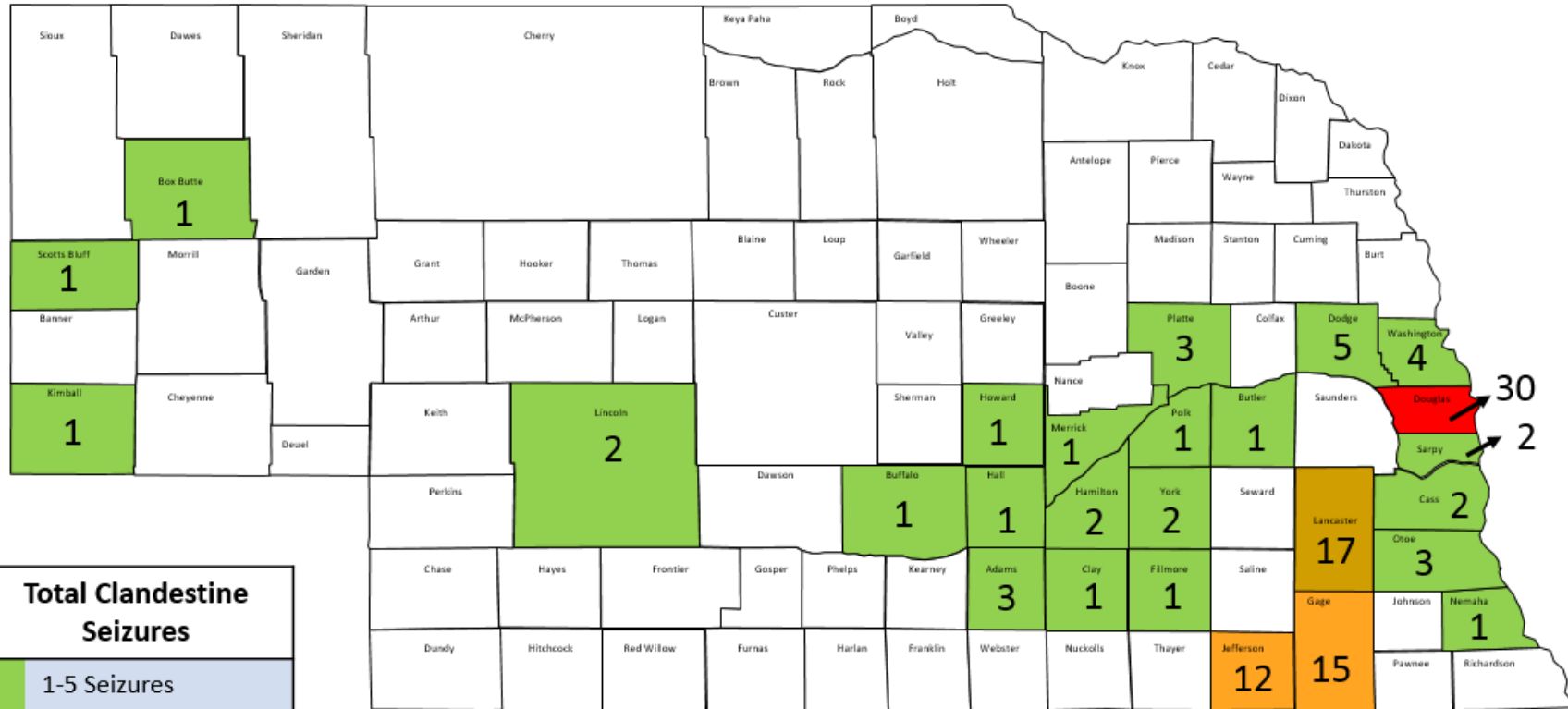
*As of 1/2/2008

Total - 34
Labs - 7
Glassware/Equipment - 11
Dumpsites - 16



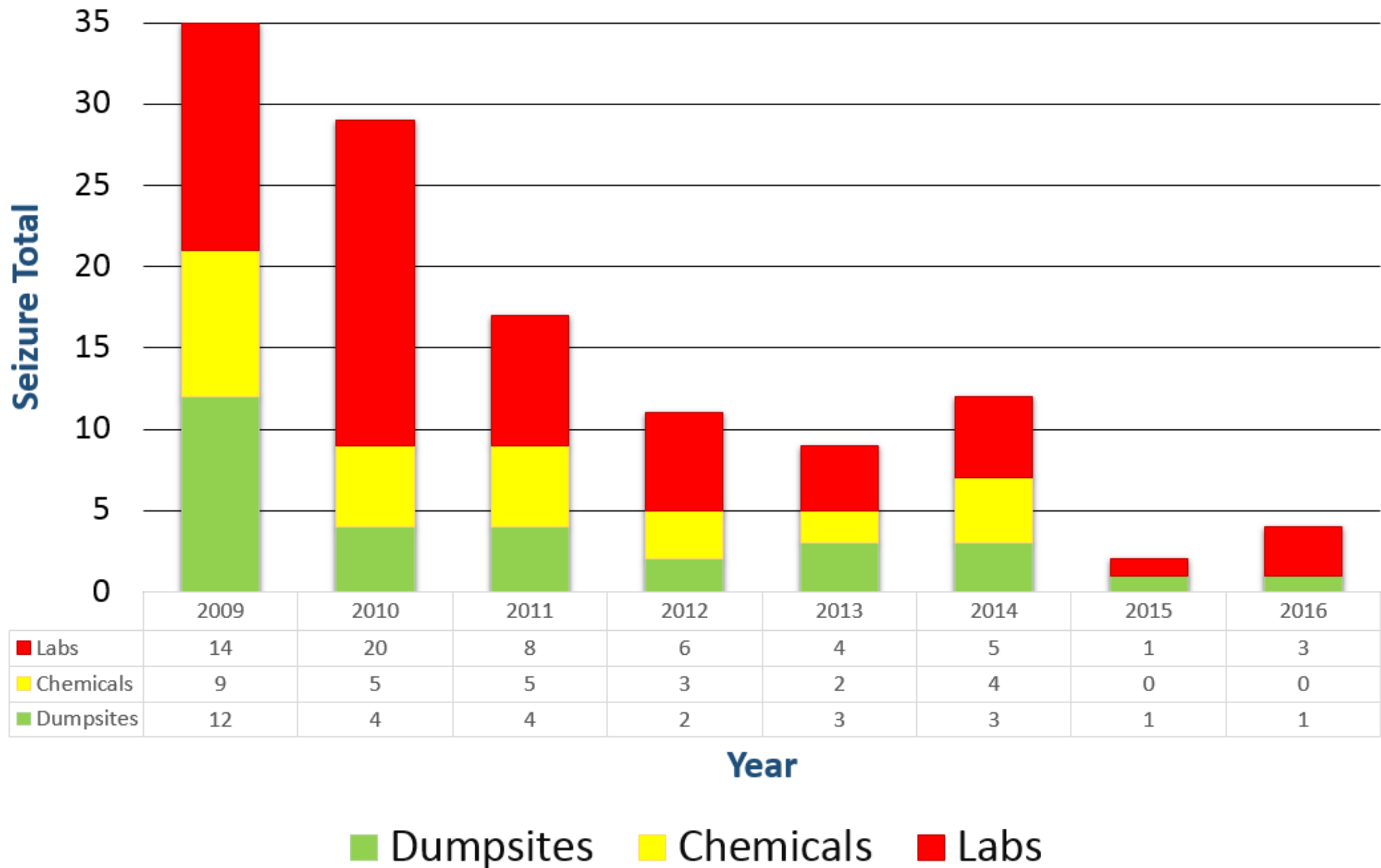
Clandestine Seizures from 2009-2016 by County

Nebraska Information Analysis Center

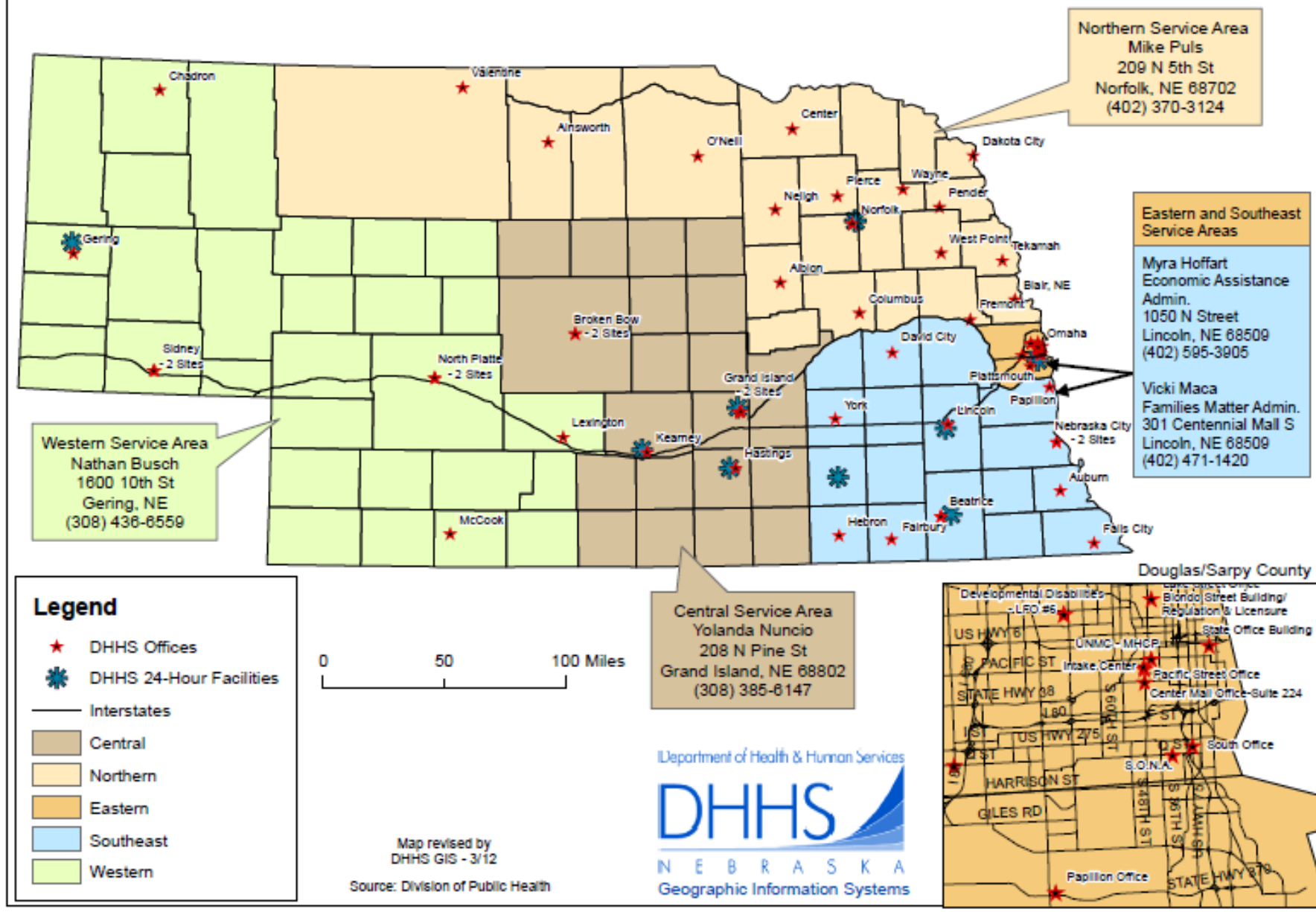


Clandestine Seizure Totals Per County	
Adams: 3	Jefferson: 12
Box Butte: 1	Kimball: 1
Buffalo: 1	Lancaster: 17
Butler: 1	Lincoln: 2
Cass: 2	Merrick: 1
Clay: 1	Nemaha: 1
Dodge: 5	Otoe: 3
Douglas: 30	Platte: 3
Fillmore: 1	Polk: 1
Gage: 15	Sarpy: 2
Hall: 1	Scottsbluff: 1
Hamilton: 2	Washington: 4
Howard: 1	York: 2

Total Clandestine Seizures	
	1-5 Seizures
	6-10 Seizures
	11-15 Seizures
	16-20 Seizures
	21+ Seizures



DHHS Offices and Service Areas





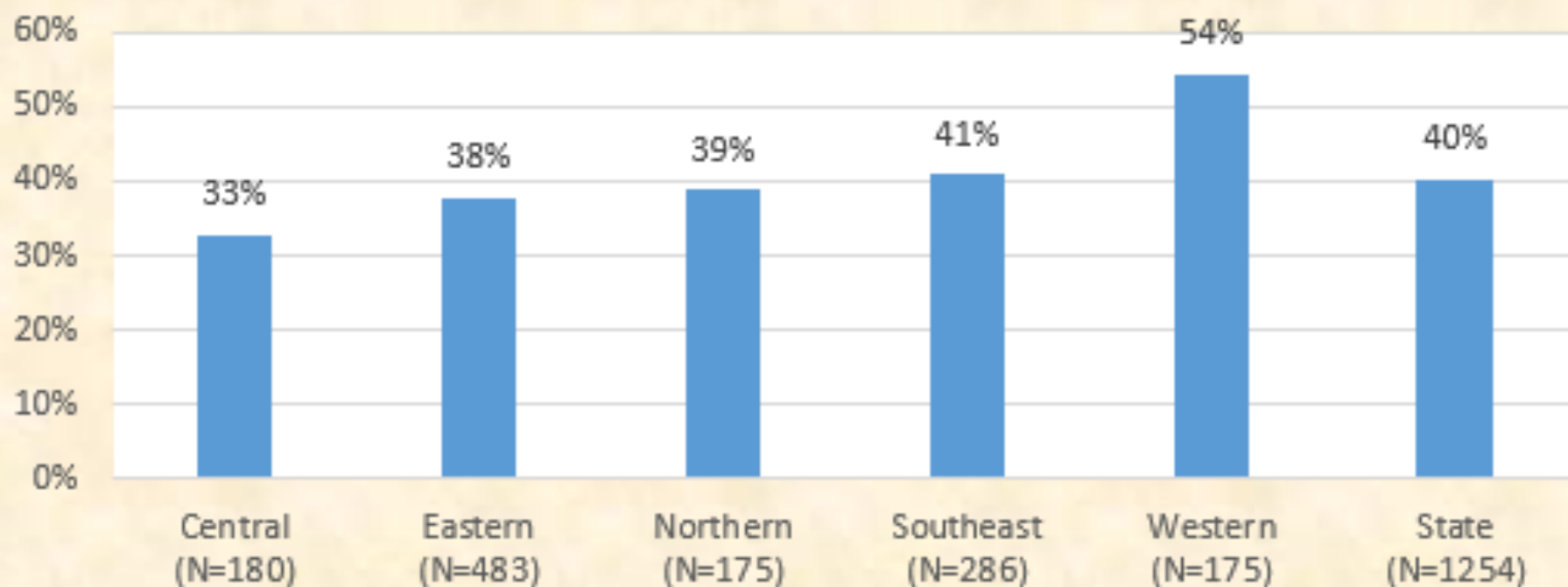
Children and Family Services Continuous Quality Improvement

Removals Involving Parental Drug Use

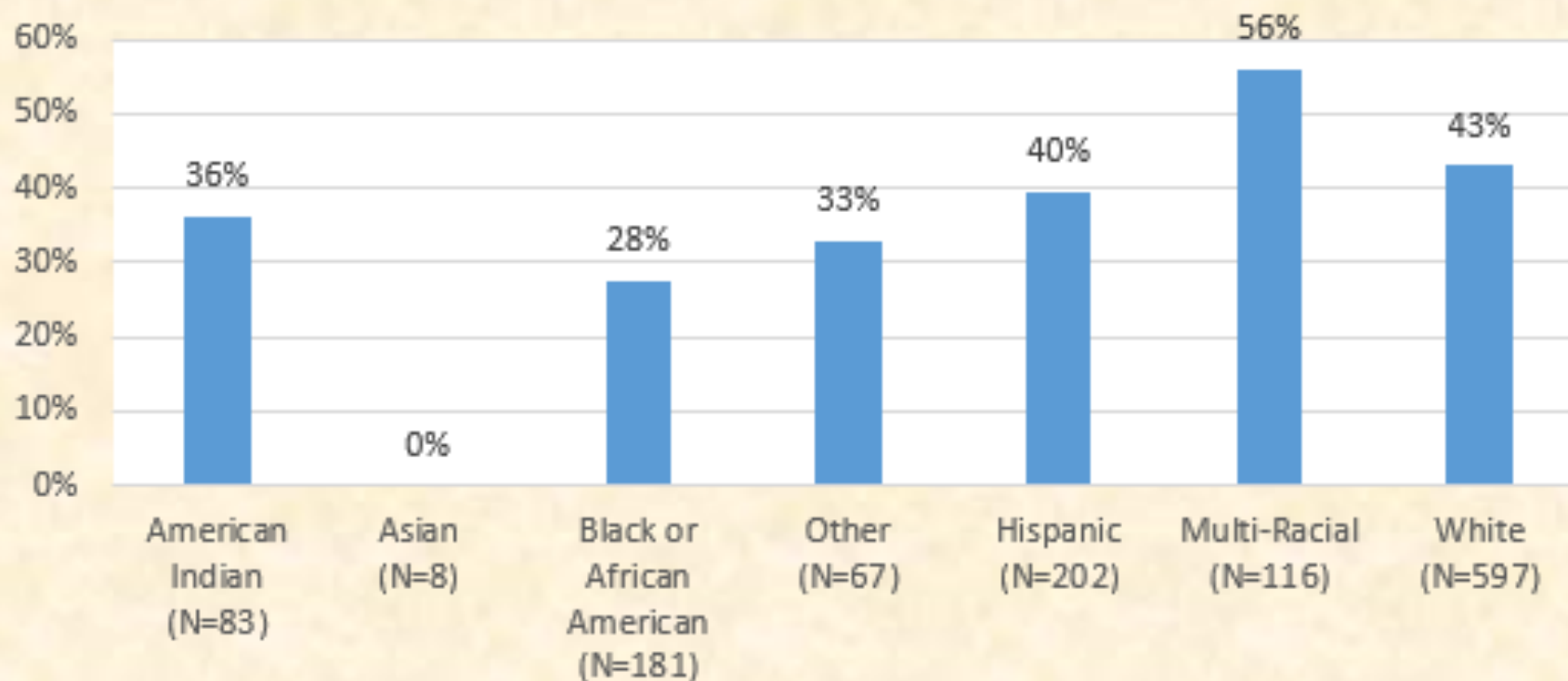
- Analysis was performed on 1,254 children who were removed between 09/01/2016 and 01/31/2017.
- Statewide 504 of these children had initial assessments where the worker stated that parental use of alcohol and/or drugs was a factor in the current report of maltreatment.
- Below are the numbers of removals where parental drug use was a factor by service area.

Central	Eastern	Northern	Southeast	Western	State
59	165	68	117	95	504

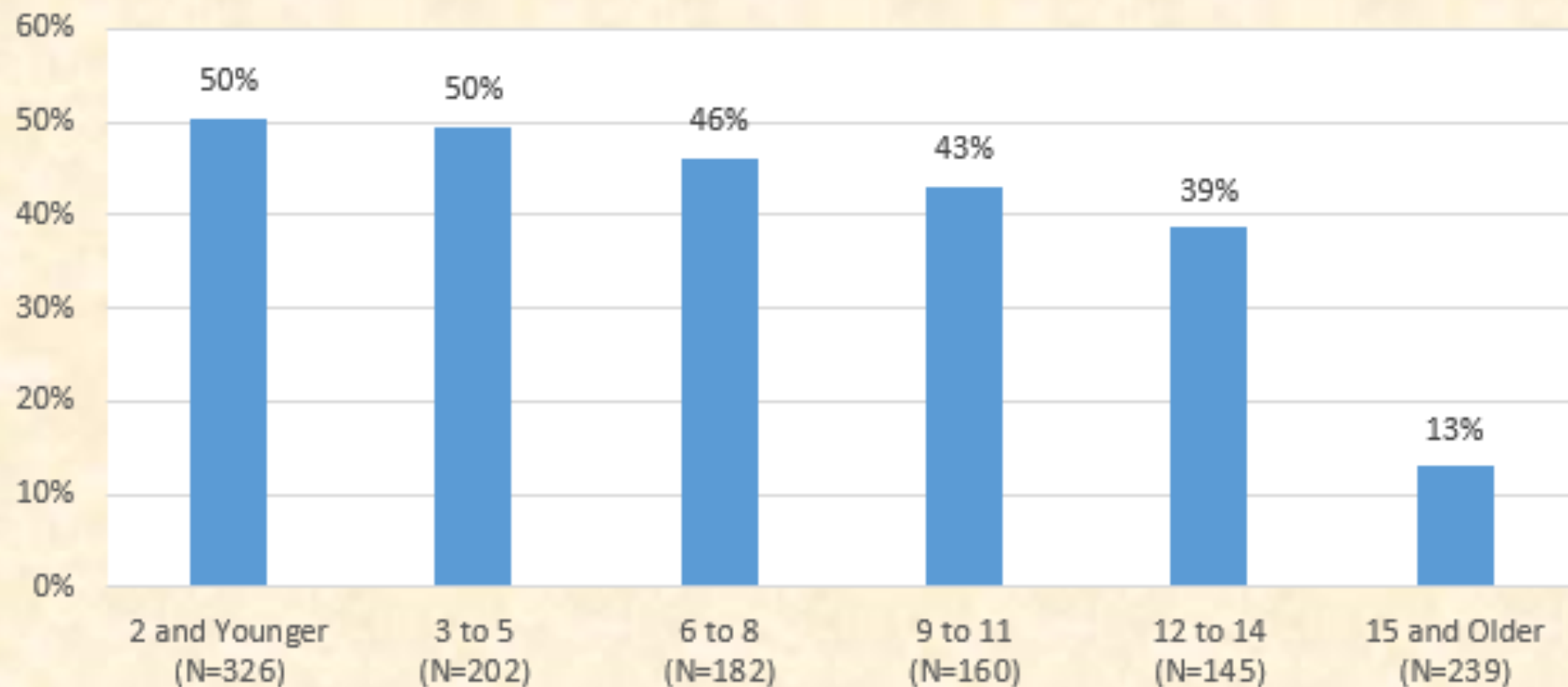
Percent of Children Removed Between 9/1/2016 to 1/31/2017 with Parental Drug/Alcohol Use



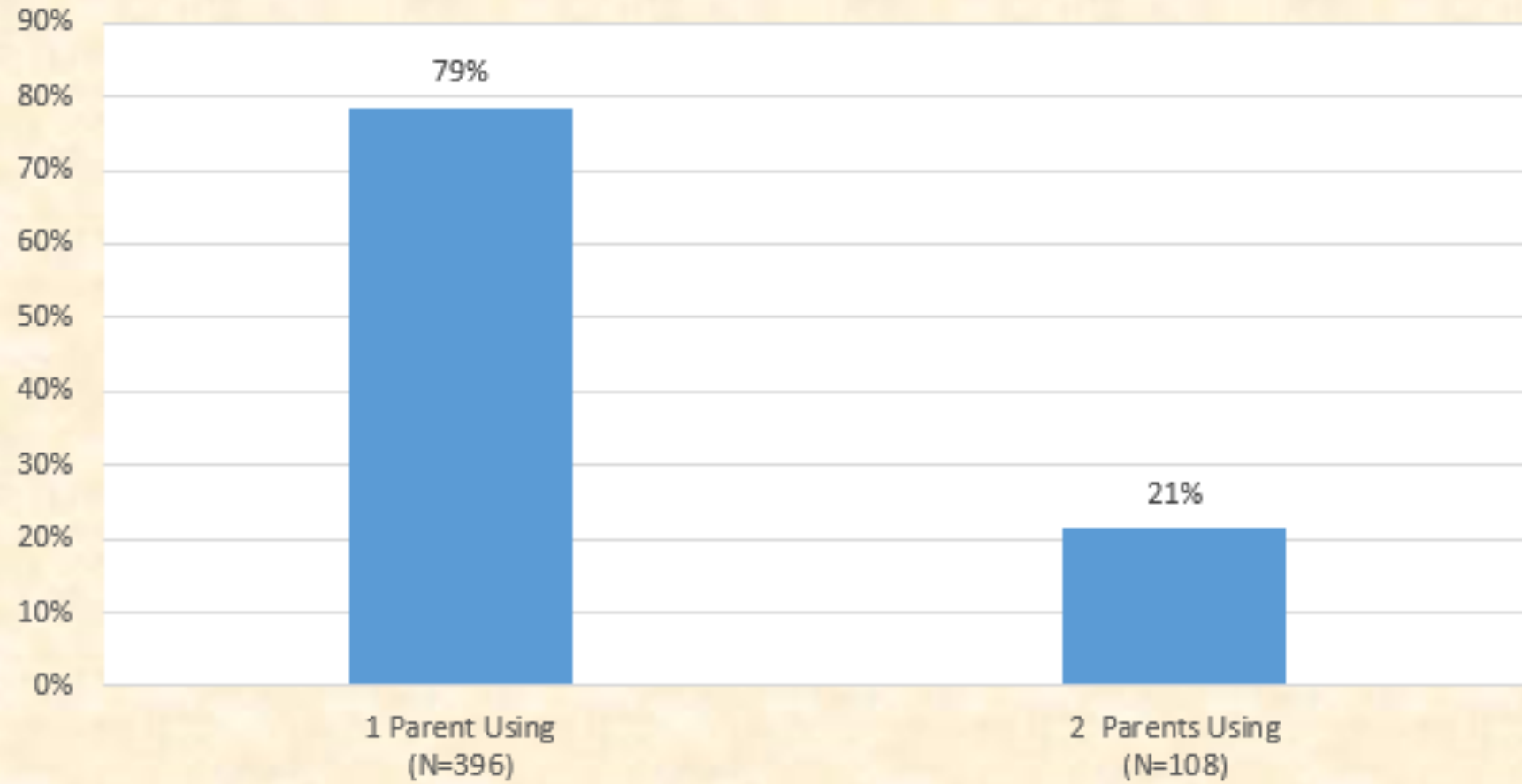
Percent of Children Removed Between 9/1/2016 to 1/31/2017 with Parental Drug/Alcohol Use by Child's Race



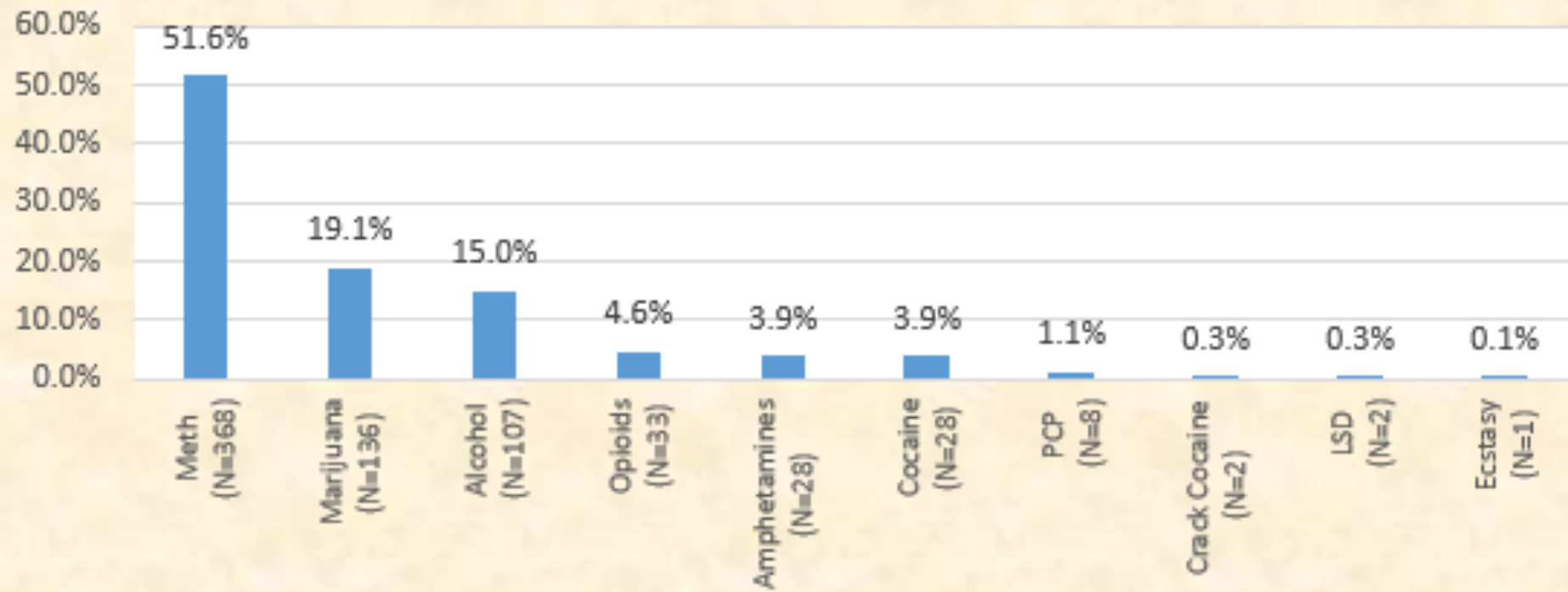
Percent of Children Removed Between 9/1/2016 to 1/31/2017 with Parental Drug/Alcohol Use by Child's Age



Children with Parental Drug/Alcohol Usage at Removal by the Number of Parents Using



Children with Parental Drug/Alcohol Usage at Removal by the Type of Drug

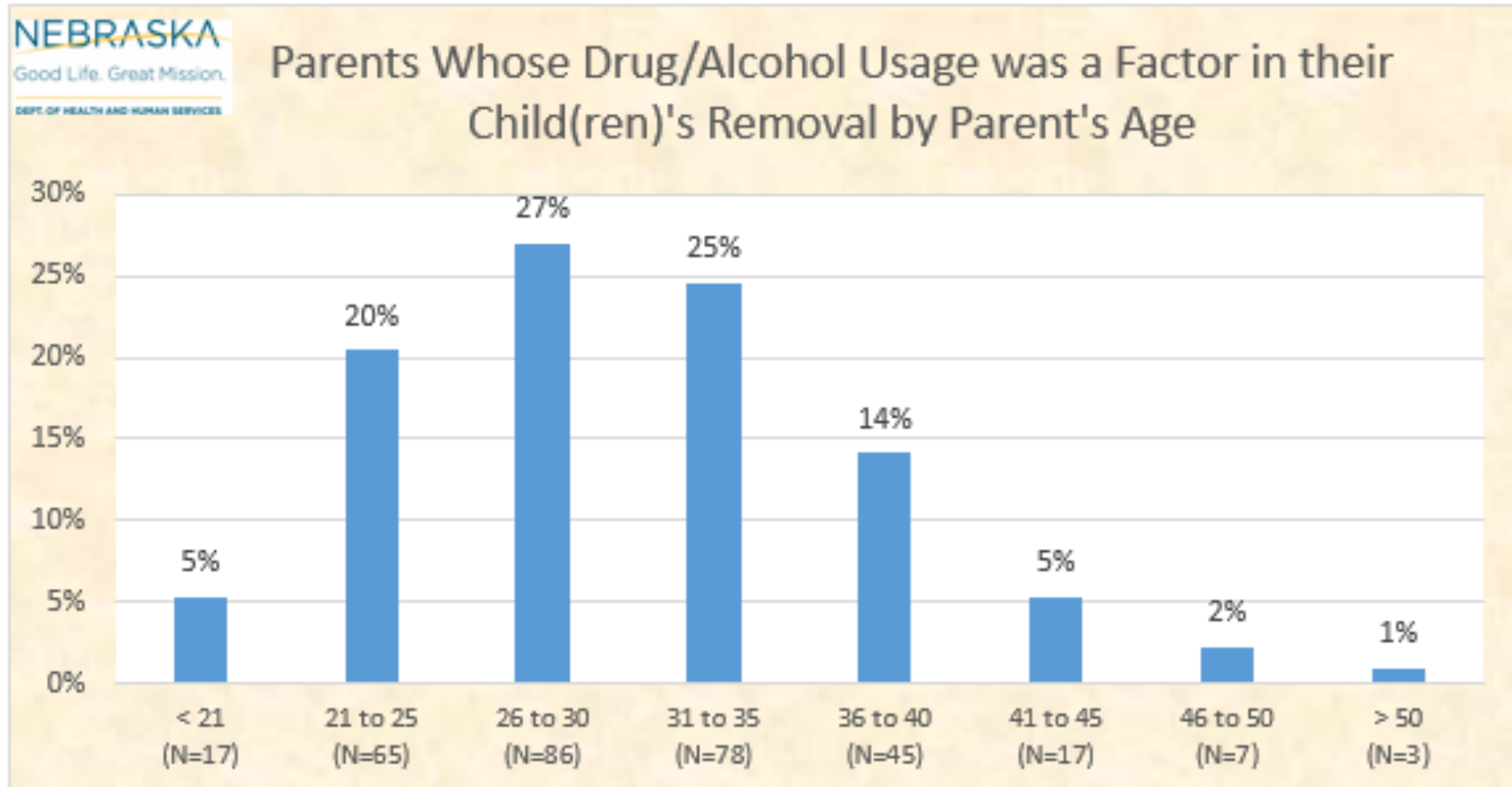


	Central	Eastern	Northern	Southeast	Western	State
Methamphetamine	45	112	43	96	72	368
Marijuana	11	41	21	31	32	136
Alcohol	9	43	14	8	33	107
Opioids	8	7	4	4	10	33
Amphetamines	3	4	9	8	4	28
Cocaine	1	17	3	3	4	28
PCP	0	7	1	0	0	8
Crack Cocaine	0	0	0	0	2	2
LSD	0	0	0	0	2	2
Ecstasy	0	0	1	0	0	1
Total	77	231	96	150	159	713

- The table below shows the type of drugs used by parents by service area. This table would be used to see the use of specific drugs in a service area. The number of removed children is used to calculate the percent.

	Central	Eastern	Northern	Southeast	Western	State
Methamphetamine	58%	48%	45%	64%	45%	52%
Marijuana	14%	18%	22%	21%	20%	19%
Alcohol	12%	19%	15%	5%	21%	15%
Opioids	10%	3%	4%	3%	6%	5%
Amphetamines	4%	2%	9%	5%	3%	4%
Cocaine	1%	7%	3%	2%	3%	4%
PCP	0%	3%	1%	0%	0%	1%
Crack Cocaine	0%	0%	0%	0%	1%	0%
LSD	0%	0%	0%	0%	1%	0%
Ecstasy	0%	0%	1%	0%	0%	0%
Total	100%	100%	100%	100%	100%	100%

- The following data uses the number of parents rather than the number of removed children.



- The table below shows the count of parents whose drug/alcohol usage was a factor in their child's removal by the parent's age and drug used.

	< 21	21 to 25	26 to 30	31 to 35	36 to 40	41 to 45	46 to 50	> 50	Total
Alcohol	0	11	29	35	28	10	3	2	118
Amphetamines	0	3	12	10	5	0	0	0	30
Cocaine	1	4	7	10	6	0	0	0	28
Crack Cocaine	0	0	0	0	2	0	0	0	2
Ecstasy	0	0	0	0	1	0	0	0	1
Opioids	1	11	11	9	4	1	2	0	39
LSD	0	0	0	0	2	0	0	0	2
Marijuana	9	33	51	44	24	4	2	0	167
Methamphetamine	15	83	127	115	69	24	7	3	443
PCP	0	3	4	0	1	0	0	0	8
Total	26	148	241	223	142	39	14	5	838

- This table shows the drugs used by each age group. The count of parents is used to calculate the percent.

	< 21	21 to 25	26 to 30	31 to 35	36 to 40	41 to 45	46 to 50	> 50	Total
Alcohol	0%	7%	12%	16%	20%	26%	21%	40%	14%
Amphetamines	0%	2%	5%	4%	4%	0%	0%	0%	4%
Cocaine	4%	3%	3%	4%	4%	0%	0%	0%	3%
Crack Cocaine	0%	0%	0%	0%	1%	0%	0%	0%	0%
Ecstasy	0%	0%	0%	0%	1%	0%	0%	0%	0%
Opioids	4%	7%	5%	4%	3%	3%	14%	0%	5%
LSD	0%	0%	0%	0%	1%	0%	0%	0%	0%
Marijuana	35%	22%	21%	20%	17%	10%	14%	0%	20%
Methamphetamine	58%	56%	53%	52%	49%	62%	50%	60%	53%
PCP	0%	2%	2%	0%	1%	0%	0%	0%	1%
Total	100%	100%	100%	100%	100%	100%	100%	100%	100%

Meth Lab Decontamination



Meth Lab Decontamination



Meth Lab Decontamination



Before



After

Meth Lab Decontamination



Before



After

Meth Lab Decontamination

For every pound of meth produced, five to seven pounds of chemical waste is left behind.

- Access to the site must be restricted to only those individuals directly responsible for implementing the decontamination procedures.
- The air distribution system must be isolated between the decontamination area and other residential units, if applicable, to ensure airborne contamination cannot be carried into other areas. The decontamination area may include one or more unit(s) or the entire complex.
- Openings, such as doors, must be sealed off between the decontamination area and other areas that have not been contaminated using polyethylene sheeting with a minimum thickness of 4-mil (0.004 inch) to provide a moisture and vapor barrier.
- The structure must be aired out for 3-5 days (minimum 72 hours) before beginning decontamination. The building's windows must all be opened and exhaust fans must be used to circulate air out of the structure. The structure must remain secure during this process.

Meth Lab Decontamination

- A visual inspection of the contaminated property must be done to determine the specific locations where clandestine laboratory chemicals were manufactured, stored, or disposed of. This visual inspection must include documentation and a description of:
 - Hazardous chemicals and/or chemical storage tanks that may have been overlooked by response personnel
 - The air distribution system
 - The ventilation system(s)
 - The water supply system (if a private well is present)
 - The plumbing and septic system
 - Stained porous surfaces
 - Burn pits or trash piles
 - Areas of suspected soil contamination

Meth Lab Decontamination

- Maintain sign-in sheets documenting who enters the property for the duration of the decontamination project.
- Require all individuals who enter the work area to wear Level C personal protective equipment (PPE) to prevent or minimize ingestion, inhalation, and other routes of contact exposure with contaminants.
- Require all individuals, before leaving the work area, to:
 - a. Remove all disposable outer clothing
 - b. Place clothing in a plastic bag
 - c. Properly dispose of them
- Clean the surfaces of all tools and equipment used in the work area prior to removal from the contaminated property.



PPE includes disposable outerwear that is hooded, and poly-coated to protect against the permeation of liquids and gases (ASTM F1001 certified), a full-face or half-mask with air purifying combination respirators for particulates, gases and vapors (NIOSH approved), two pairs of chemical-resistant gloves (both inner and outer), and chemical resistant boots.

Meth Lab Decontamination

Note: Decontamination may lead to the disturbance of other materials such as asbestos or lead paint (if the residence is pre-1980) which may require services by a licensed contractor who specializes in the remediation of these materials.

Phase 1 – Removal of Items for Disposal

- Complete a thorough assessment of the property for sharps. Sharps are often hidden in obscure places and pose a hazard to decontamination workers. Use tongs or pliers to pick up sharps. Place sharps in a labeled puncture-proof container and seal for proper disposal.
- Remove all household chemical products. Some materials (for example, paint, oil, and pesticides), require special handling and disposal.
- Remove and dispose of all general site debris.
- Remove and dispose of all items that cannot be properly decontaminated; these items include but are not limited to:
 - Window mounted air conditioning units
 - Ceiling fans
 - Drop in or acoustic ceiling tiles

Meth Lab Decontamination

Phase 1 – Removal of Items for Disposal

- All fabric items from the cooking area must be removed and disposed of. **It is prohibited to attempt to remove stains from porous fabric items or other items that can be easily disposed of. Some chemicals used in the manufacturing of methamphetamine, such as iodine and red phosphorus, if spilled, result in staining. Attempting to remove these stains can produce toxic and deadly vapors.** These items include but are not limited to:
 - Carpeting
 - Drapery
 - Fabric covered furniture

Meth Lab Decontamination

Phase 1 – Removal of Items for Disposal

- Contain debris, fabric items from the cooking area, and items that cannot be properly decontaminated and assure that these items are not accessible to others while outside of the structure. Dumpsters must be covered and locked prior to landfill disposal.
- Turn off electricity to the contaminated area if possible, and cover all electrical outlets and light fixtures to prevent exposure to water during cleaning.

Phase 2 – Cleaning Procedures

- Clean one room at a time. When complete, close the door and isolate the room to prevent recontamination.
- Use an alkaline aqueous cleaning solution (A water-based mixture with a PH greater than 7) to remove the oily residue that remains after cooking methamphetamine and for neutralizing many of the chemical residuals. Most commercially available alkaline cleaners also contain additives to improve cleaning (for example, sequestering agents, emulsifiers, and surfactants). Always follow the manufacturer's recommendations for use. Examples of alkaline aqueous cleaners include: baking soda, hydrogen peroxide, Neutrasol, Neutrasorb, Simple Green, and Spray Clean.

Meth Lab Decontamination

Phase 2 – Cleaning Procedures for the Air Distribution and Ventilation System(s)

- The air distribution system and ventilation system(s) must be turned off and remain off throughout the decontamination process.
- All air filters must be removed and properly disposed of and all air registers must be removed and cleaned with a detergent and water solution (following the manufacturer's guidelines) and rinsed thoroughly. This procedure must be repeated two additional times, using new detergent solution and rinse water each time.
- A fan-powered HEPA filtration system as defined in the regulations must be connected to the ductwork to develop negative air pressure to aid in removal of particulates.
- Rotary brushes or other forms of mechanical agitators must be inserted into all ductwork openings to loosen and remove particulates.
- All ductwork openings must be sealed off using polyethylene sheeting with a minimum thickness of 4-mil (0.004 inch thickness) to prevent recontamination until further decontamination work at the site has been completed.

Meth Lab Decontamination

Phase 2 – Cleaning Procedures for Removable Items

- All removable items (for example, appliances, mini-blinds, and, light fixtures), that are not disposed of must be cleaned by both HEPA vacuuming and one of the following methods:
 - Steam cleaning with a hot water and detergent solution and extraction by wet vacuum;
 - Washing in a washing machine or dishwasher with hot water and a detergent solution; or
 - For non-porous surfaces only, wash by wiping down with hot water and an alkaline aqueous cleaning solution.
- These items must then be moved out of the room prior to continuing with decontamination of the ceiling, walls, and floor(s).

Meth Lab Decontamination

Phase 2 – Surface Cleaning Procedures

- With the exception of concrete flooring, cover the floor of the room with polyethylene sheeting 4-mil (0.004 inch) and tape up onto the baseboard to contain excess solution while rinsing the ceiling and walls.
- Spray an alkaline aqueous cleaning solution on all remaining exposed surfaces (ceilings, walls, doors, windows, and closets) and leave on the surfaces for a minimum of 10 minutes prior to removal.
- Beginning at the ceiling, all surfaces must be scrubbed, including walls, windows, doors, and closets.
- An extraction machine (similar to a carpet-cleaning machine that simultaneously rinses and collects the rinsate in the attachment) or pressure washer must be used to rinse and extract the contamination from the scrubbed surfaces. Heated water must be used to effectively remove the oily residue. Two decontamination workers at this stage must be used, one to rinse and one to wet vacuum. Rinse or extract in one direction to remove contamination without redistributing it to decontaminated areas.
- Remove the polyethylene sheeting and repeat the decontamination process for the floor. Rinse or extract in one direction to remove contamination so as not to redistribute it to decontaminated areas.

Meth Lab Decontamination

Phase 2 – Surface Cleaning Procedures

- Adjustment of pH and dilution may be required before disposal of the extracted liquid to a drain.
- When the cleaning procedures are complete, the windows to the structure must be opened, and fans set up to air-out the site for one to two days (24 hours minimum) to draw out excess moisture generated during the cleaning procedures.

Phase 2 – Plumbing and Septic Cleaning Procedures

- The accessible plumbing components (for example, traps) where chemicals of potential concern have been disposed of must be cleaned and tested to meet regulatory standards.
- The septic system (if present) must be pumped as part of the decontamination. The system must be pumped prior to site cleaning and again after completion of site decontamination to avoid overflow into the absorption field. NDEQ requirements must be met in order to protect ground water, and additional oversight by the NDEQ may be required.

Meth Lab Decontamination

Phase 2 – Soil Decontamination Procedures

- To ensure compliance with NDEQ regulations, NDEQ must be consulted regarding removal of contamination in, or decontamination of burn areas, trash areas, and dump sites.
- If soil or ground water cleanup is required, the cleanup standards selected must be at or below background or equal to or less than state regulatory standards, if applicable, and if not applicable, federal risk-based standards outlined in the USEPA Risk-Based Concentrations Table for residential, or if relevant, industrial exposure.

Confirmation “Clearance” Sampling

- Samples collected for offsite quantitative laboratory analysis (verses onsite semi-quantitative immunoassay) must be analyzed using USEPA modified method #8270. Confirmation sampling is required to ensure that concentrations of the chemicals of potential concern are not present at the site above the standards outlined in the regulations.

Meth Lab Decontamination

Confirmation “Clearance” Sampling

- All sample locations must be photographed and all samples must be collected by strict adherence to the sample kit or laboratory instructions.
- At a minimum, one sample media blank, treated in the same fashion but without wiping, must be submitted for every ten samples collected.
- All samples must be obtained, handled, and preserved under a chain-of-custody (COC) procedure.
- All samples must be labeled with the site address, sample location, sample number, date and time of collection, and the name of the sample collector.

A white photographic scale card. It features a central rectangular area for a photo, surrounded by a 10x10 centimeter grid. The grid is labeled with numbers 0 through 10 on both the top and right sides. Below the grid, there is a horizontal ruler labeled "CENTIMETERS" with markings from 0 to 10. Below the ruler, there are several fields for text entry: "Photo No. _____", "Sample No.: _____ Date/Time: _____ Sampler: _____", and "Location: _____ Description: _____". At the bottom center, there is a logo for "FORTES" with the phone number "877-458-8710" below it.



Meth Lab Decontamination

Confirmation “Clearance” Sampling

Air Distribution System and Ventilation System(s) - At a minimum, one 100 square centimeter (approximately 4 inches x 4 inches) wipe sample must be collected and analyzed from the ductwork directly inside the inlet of the air distribution system (where air is brought into the system, not from a vent where air is forced back out of the system) and each ventilation system (within the first 12 inches).

Removable Items and Surfaces - At a minimum, one 100 square centimeter (approximately 4 inches x 4 inches) wipe sample must be collected and analyzed from all surfaces in the cooking area (ceiling, floor, each wall, and countertops), each room/area at the site potentially impacted by contamination, each room/area served by the air distribution system, and from all removable items that the property owner would like to retain (for example, blinds, fixtures, and furniture).

Meth Lab Decontamination

Confirmation “Clearance” Sampling

Plumbing and Septic System(s) – Plumbing: All accessible plumbing must be tested for volatile chemicals (VOCs) using instrumentation such as a PID to determine if there are potentially harmful or combustible gases present. Instrument manufacturer guidelines must be followed for use and analysis of total VOCs. The equipment probe must be held in the plumbing pipe above the trap for a minimum of 60 seconds. Septic: The NDEQ must be consulted to determine required confirmation sampling for the septic system. A sample of the septic tank liquid, if applicable, must be collected and analyzed for the site chemicals of potential concern.

Indoor Air - At a minimum, one real time confirmation sample for mercury `analysis must be collected in each room on the level of the home where the methamphetamine cooking area was located, from a breathing zone height of between three to four feet from ground level. All collection locations must be documented.

Method	Chemical	Sample Type	Decontamination Standard
P2P	Lead (total) ¹	Surface Area Wipe	Less than or equal to 40µg/ft ²
	Mercury ²	Air	Less than or equal to 300 ng/m ³
	Methamphetamine ³	Surface Area Wipe	Less than or equal to 0.1µg/100cm ²
	Total VOCs ⁴	Air*	Less than or equal to 1 ppm
Ephedrine/ Pseudoephedrine Reduction	Methamphetamine ³	Surface Area Wipe	Less than or equal to 0.1µg/100cm ²
	Total VOCs ⁴	Air*	Less than or equal to 1 ppm
Unknown	Lead (total) ¹	Surface Area Wipe	Less than or equal to 40µg/ft ²
	Mercury ²	Air	Less than or equal to 300 ng/m ³
	Methamphetamine ³	Surface Area Wipe	Less than or equal to 0.1µg/100cm ²
	Total VOCs ⁴	Air*	Less than or equal to 1 ppm

(1) Units in micrograms of lead per square foot

(2) Units in nanograms of mercury per cubic meter of air

(3) Units in micrograms of meth per 100 square centimeters

(4) Units in parts per million

*Air from plumbing trap

Alternatives to Cleanup



Demolition

1. An asbestos inspection must be completed prior to demolition on all properties.
2. All other demolition debris to be removed from the property needs to be taken to a municipal solid waste landfill or stored onsite in a locked dumpster until it can be taken to the landfill.

Fire Training Burn

1. An asbestos inspection must be completed prior to the fire training burn on all properties.
2. The property can be used for a fire training burn by obtaining permits from the NDEQ, the State Fire Marshall, and the local fire department.



Meth and Your Health

Personality/Physical changes:

- Loss of weight, withdrawal from activities, scabs on skin (from excessive scratching), rotting teeth
- Strong chemical body odor, unusual obsessive/repetitive behavior, aggressive behavior
- Uncontrolled, often violent emotional outbursts, paranoia/delusions, full-blown toxic psychosis
- Meth residues can cause a litany of health problems, including breathing issues, skin irritation, headaches, nausea and dizziness. Over a long period, liver and kidney damage, neurological problems, and an increased risk of cancer.



10 YEARS OF METH USE



"I AM METH"

I destroy homes, I tear families apart,
I take your children, and that's just the start.

I'm more costly than diamonds, more precious than gold,
The sorrow I bring is a sight to behold.

If you need me, remember I'm easily found,
I live all around you - in schools and in town

I live with the rich, I live with the poor,
I live down the street, and maybe next door.

I'm made in a lab, but not like you think,
I can be made under the kitchen sink.

In your child's closet, and even in the woods,
If this scares you to death, well it certainly should.

I have many names, but there's one you know best,
I'm sure you've heard of me, my name is crystal meth.

My power is awesome, try me you'll see,
But if you do, you may never break free.

Just try me once and I might let you go,
But try me twice, and I'll own your soul.

When I possess you, you'll steal and you'll lie,
You do what you have to — just to get high.

The crimes you'll commit for my narcotic charms
Will be worth the pleasure you'll feel in your arms.

You'll lie to your mother, you'll steal from your dad,
When you see their tears, you should feel sad.

But you'll forget your morals and how you were raised,
I'll be your conscience, I'll teach you my ways.

I take kids from parents, and parents from kids,
I turn people from God, and separate friends.

I'll take everything from you, your looks and your pride,
I'll be with you always — right by your side.

You'll give up everything - your family, your home,
Your friends, your money, then you'll be alone.
I'll take and take, till you have nothing more to give,
When I'm finished with you, you'll be lucky to live.

If you try me be warned - this is no game,
If given the chance, I'll drive you insane.

I'll ravish your body, I'll control your mind,
I'll own you completely, your soul will be mine.

The nightmares I'll give you while lying in bed,
The voices you'll hear, from inside your head.

The sweats, the shakes, the visions you'll see,

I want you to know, these are all gifts from me.

But then it's too late, and you'll know in your heart,
That you are mine, and we shall not part.

You'll regret that you tried me, they always do,
But you came to me, not I to you.

You knew this would happen, many times you were told,
But you challenged my power, and chose to be bold.

You could have said no, and just walked away,
If you could live that day over, now what would you say?

I'll be your master, you will be my slave,
I'll even go with you, when you go to your grave.

Now that you have met me, what will you do?
Will you try me or not? It's all up to you.

I can bring you more misery than words can tell,
Come take my hand, let me lead you to hell.